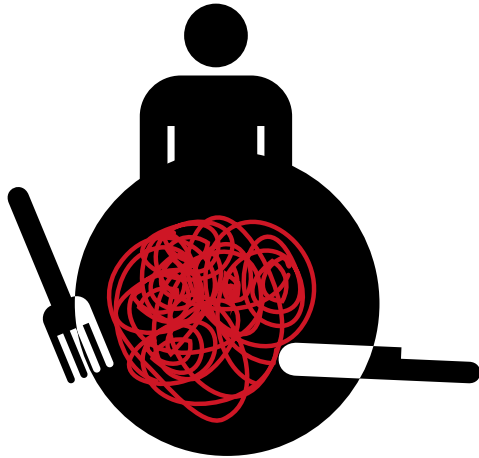


WIE VIEL LAND IST IN MEINEM ESSEN?

Eine Portion pro Person. In Quadratmetern.


Spaghetti




0,46 m²



Curryhuhn



1,36 m²




Bratwurst



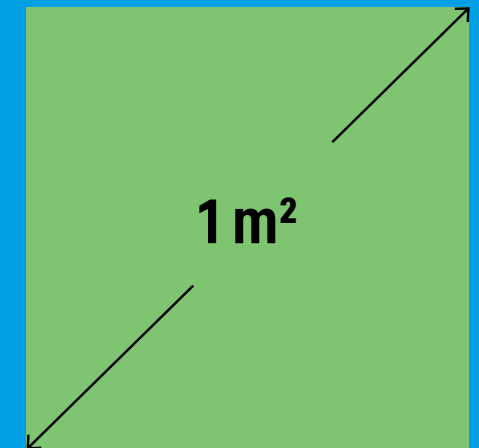
2,26 m²



Hamburger



3,61 m²



Ein Doppelbett Land braucht es für den Hamburger, der in ein Brötchen passt.

1 m²